



# Building Data with Leah Morgan, Product & Strategy



Fall  
2020

MEEA Building Energy  
Codes Conference

# Building Data Management Journey

How much energy am I using?

Is that good or bad?

How are my buildings using energy every day?

How much am I spending?

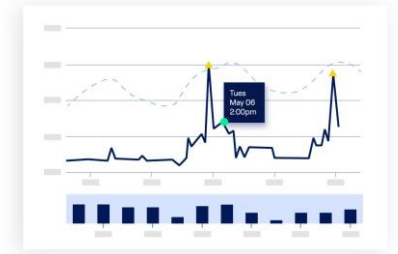
Which buildings are the best and worst?

Where can I make improvements?

What's my carbon footprint?

Where should I start making changes?

Are my improvements making an impact?



Utility Bill Management with ENERGY STAR Benchmarking

Real-Time Monitoring

# Audience Participation

---

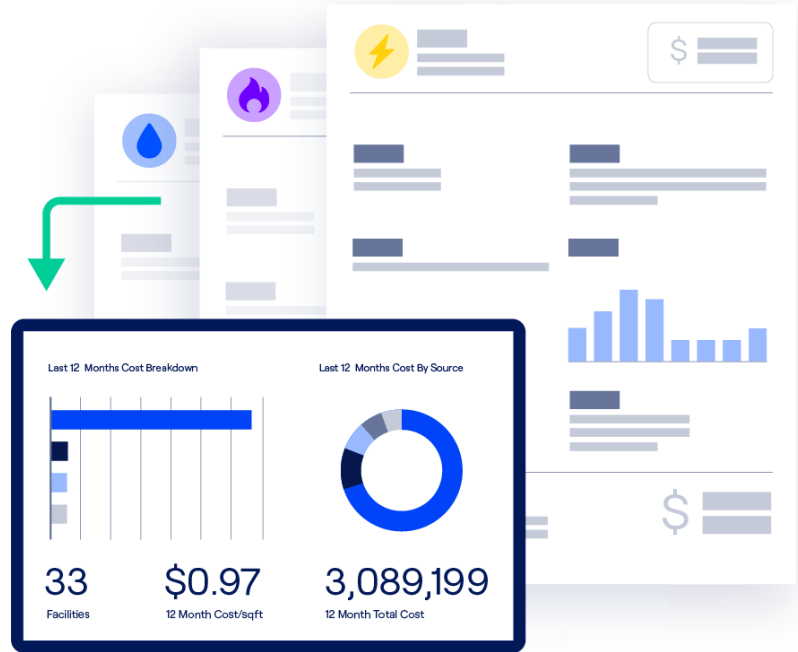
How do you collect your monthly building data?

1. I don't right now
2. Bills are in a filing cabinet
3. Spreadsheets
4. Software
5. My buildings are perfect and don't need to be measured 😊

Respond in the poll!

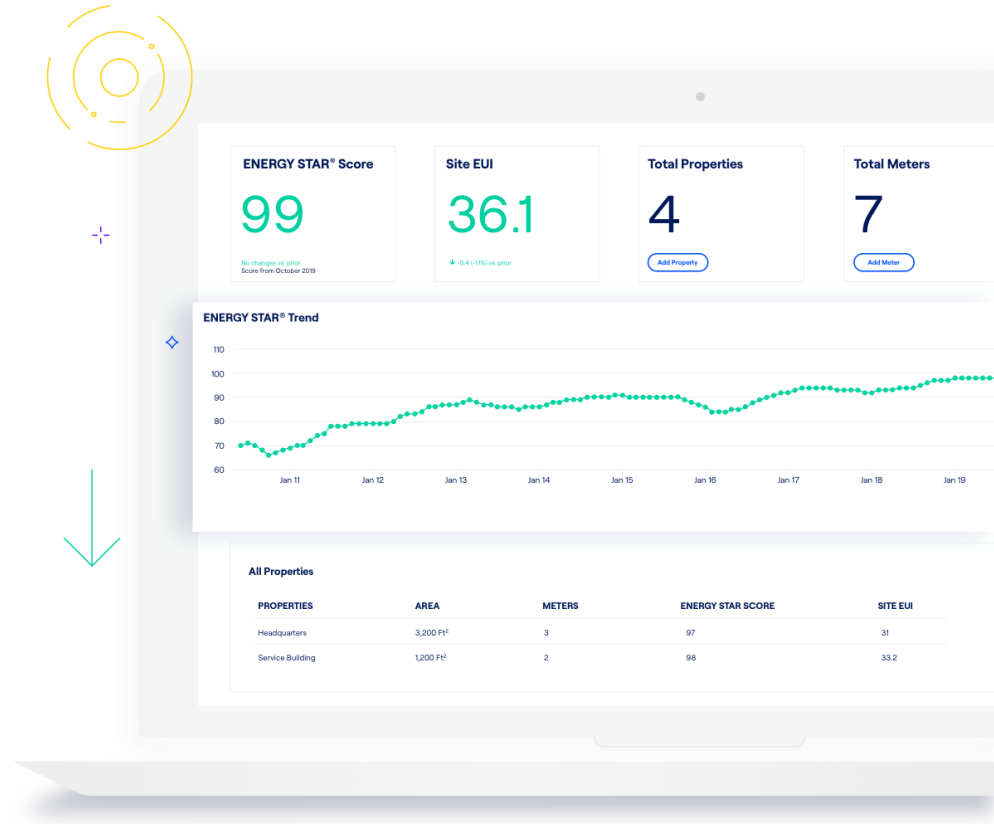


Less data gathering,  
more action.



# Automated Benchmarking

- No-cost, secure, online tool to track energy & water use
- Syncs your utility data to keep ENERGY STAR Portfolio Manager up-to-date (City of Columbus & Columbia Gas only)
- Provides an automated ENERGY STAR score / EUI
- Actionable data visualization and analytics tools



# Find Utilities that provide energy data for benchmarking at [www.energystar.gov/utilitydata](http://www.energystar.gov/utilitydata)

